WakelyBCS Market Insights Benchmarking Dashboard

Login Instructions

1. Open your internet browser of choice. The dashboard looks best when you use Microsoft Edge as your internet browser. However, you can access the dashboard from other popular browsers like Google Chrome, Microsoft Internet Explorer, and Firefox.

2. If you have opened Microsoft Edge and it is not the browser you typically use, copy the following link into the search bar of your Microsoft Edge browser session. Otherwise, navigate to the Microsoft Power BI service login page by clicking on this link: https://app.powerbi.com/?noSignUpCheck=1

3. Is this your first time logging in to the view the dashboard?

    a. If yes, select the "Use another account" option. Go to Step 4.

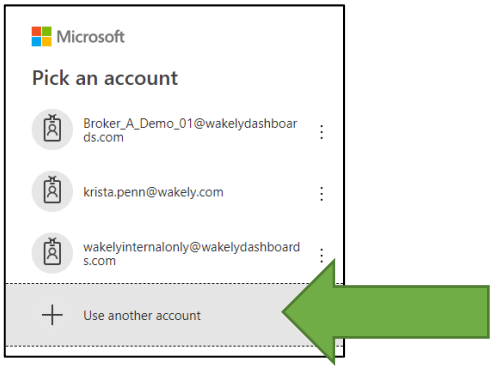

    b. If no, select the agency username provided by Wakely (ends with "@wakelydashboards.com") from your list of available accounts. Go to Step 5.



4. Enter your agency's username and click "Next."

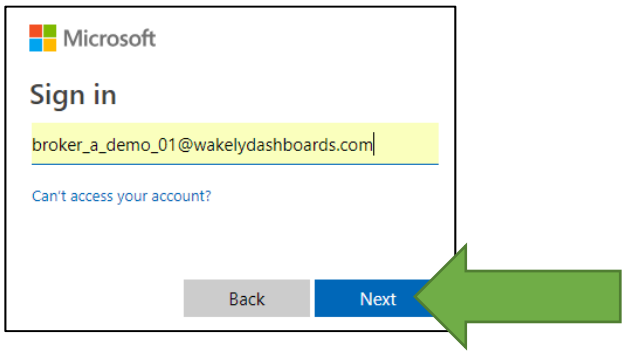

5. Enter the password provided by Wakely and click "Sign in."

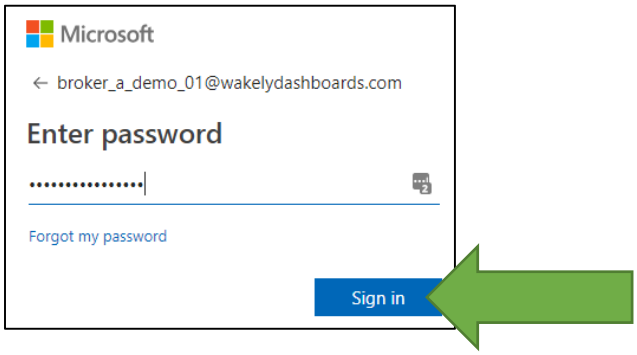

6. Click on the "WakelyBCS Market Insights" app in the Favorites + frequents section of the Power BI Home Page.

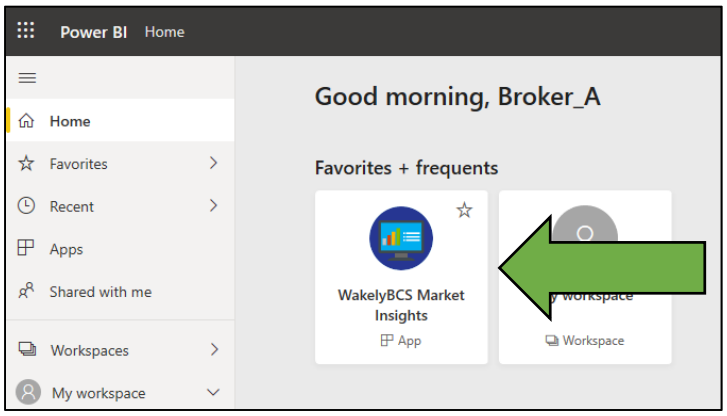

7. You will be directed to the Terms and Conditions page of the dashboard. After reviewing, navigate to the Home Page to try out the dashboard.